









Philips Saeco Xsmall Descaling

Disclaimer: this is just an extract from Philips' official manual. Please read the manual first!










I. Preparation

1. Empty tray
2. Empty tank
3. Descaler to tank, water to Max
4. Turn off
5. Dial 
6. Container to steam wand




II. Descaling

1. Push  +  5 seconds → ! flashing quickly
2. Working 5 mins
3.  light → dial 
4. Working 15 mins
5.  flashing → dial  →  light
6. Empty container
7. Empty tray

III. Rinsing 1

1. Fill tank
2.  light → dial 
3. Working...
4.  flashing → dial 
5. Working...
6.  light → dial 
7. Working...
8.  flashing → dial  →  light
9. Empty container
10. Empty tray

IV. Rinsing 2

1. Fill tank
2.  light → dial 
3. Working...
4. Turns off, ! stops → dial 
5. Rinse tray
6. Rinse tank